



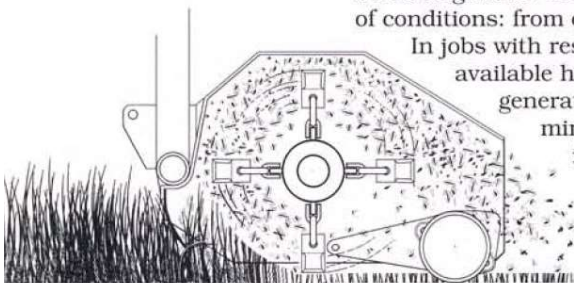
SHRED chop MOW

"I lay my compost out on the ground and I run my SPF right over it."

Or for keeping driveways clear, paths clean, blackberries tamed, vineyard rows trim... the SPF offers the versatility of a flail machine to those with limited available horsepower.

Tom Locascio, right, maintains the grounds of Mt. Pisgah arboretum in Oregon with a 36" SPF mower and a 15 HP tractor. A park that ranges from picturesque garden settings to steep rocky terrain, the SPF is employed between flowerbeds and along trails. The SPF was designed to operate in a variety of conditions: from clearing ski slopes to trimming garden paths.

In jobs with restrictive operating conditions or little available horsepower, the SPF excels. 15 HP will generate a tip speed of over 11,000 feet per minute, and with a variable height of zero to 6 inches, you can lay an even carpet of lawn, clear brush from around trees, or keep weeds and grass out of your paths.



made in
USA



- a left hand drive, fixed right offset
- b left hand drive, fixed center mount
- c left hand drive, hydraulic pantograph


illustrated above, in an offset position, the pantograph swings from centered behind the tractor to 24" offset

* *not pictured*: LH drive, fixed front mount requires front end 3-pt. and PTO drive

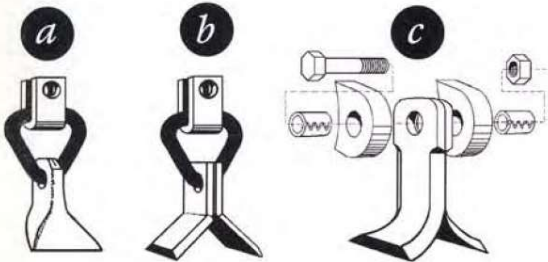


SPF with rakes installed. Rakes float to trace terrain contours.

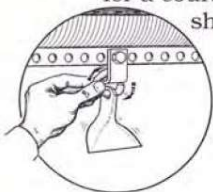
For environments where you don't want the rakes touching the ground, simply adjust the minimum rake height.



- a upright flail height: 19"
belt housing height: 29.75"
- b low profile flail height: 19"
belt housing height: 21"
- c *SPF-blue** flail height: 16"
belt housing height: 18"



- a FL920 super-TUF hardened grass blade assembly for a finish cut.
- b FL960 shredding knife assembly for a course cut in grass and for shredding light brush.



The FL920 and FL960 blade assemblies are easily replaceable without a wrench or socket: simply turn the D-ring hanger and slip off the blade.

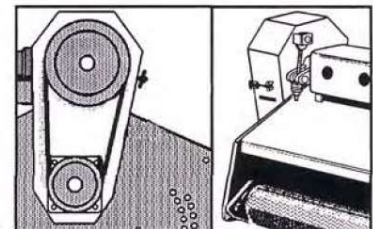
- c FL940 crop chop knife for heavy mowing and brush shredding.
available only on the SPF mountain-side rotor* (larger diameter pipe, thicker wall). This blade assembly swings from clevis pads mounted to the rotor.



*Ask your dealer for more information about the SPF-blue, front mount SPF units, and the mountain-side system.

Cutting width	24, 36, 48, 60, 72, 84, 100 inches -custom widths available			
3-point mount	Category 1			
PTO speed	540 RPM			
Drive requirements	15-40 HP: determined by speed, terrain, biomass, and machine width			
Cutting height	Gauge roller: 0 to 6"			
Mandrel shaft speed	2400 RPM			
Rotor size	0-83" machine	4" dia. rotor	11,300 FPM	
Knife tip speed	84-100"	5" dia	12,250 FPM	
	Mountainside	6" dia	11,500 FPM	
Standard unit weight	24"	495 lb	72"	755 lb
	36"	560 lb	84"	875 lb
	48"	625 lb	100"	1050 lb
	60"	690 lb		

We have taken the guesswork out of drive belt tensioning. Our simple jack-shaft positioning system



pulls drive belts to their proper tension quickly: turning one nut on our belt tensioning rod increases or decreases belt tension until proper tension is signalled by an indicator on the tensioning rod. Simple. Exact.

If you have any questions about Rears' flail systems, one of our dealers will be happy to help. We have collected a nationwide network of the most helpful and outgoing agricultural professionals in the business who want to do nothing but help you do your job more easily. If you don't have a dealer in your area, call our offices in Oregon. We'd also like to hear from you if you have any comments or suggestions about our equipment.

George F. Ackerman Company, Inc.
PO Box 157/300 Mill Street
Curtice, OH 43412
Phone: 419-8369-7735
Fax: 419-836-2040
Email: info@ackermantoledo.com

